

#	Date	Description	By	Chk
16	June 30 2021	Revised for SPA Submission	T.K.	J.L.
15	June 28 2021	Circulated for Review/Coord.	C.G.	J.L.
14	June 24 2021	Circulated for Review/Coord.	C.G.	J.L.
13	Nov 26 2020	Corrected Plant Notations	C.G.	J.L.
12	Oct 14 2020	Issued to Town of Uxbridge	C.G.	J.L.
11	Oct 1 2020	Circulated for Review/Coord.	C.G.	J.L.
9	Sept 30 2020	Circulated for Review/Coord.	C.G.	J.L.
9	Sept 29 2020	DRAFT For Client Review	C.G.	J.L.

PLANTING NOTES:
 NO TREES ARE TO BE PLANTED UNDERNEATH OVERHEAD WIRES OR ABOVE UNDERGROUND SERVICES.
 FINAL TREE PLANTING LOCATIONS ARE TO BE VERIFIED AND APPROVED BY THE TOWN OF UXBRIDGE AND LANDSCAPE ARCHITECT.
 THE PLANTING CONTRACTOR WILL BE RESPONSIBLE FOR LOCATING ALL EXISTING UNDERGROUND UTILITIES AND SERVICES PRIOR TO EXCAVATING FOR INSTALLATION OF PROPOSED TREES.

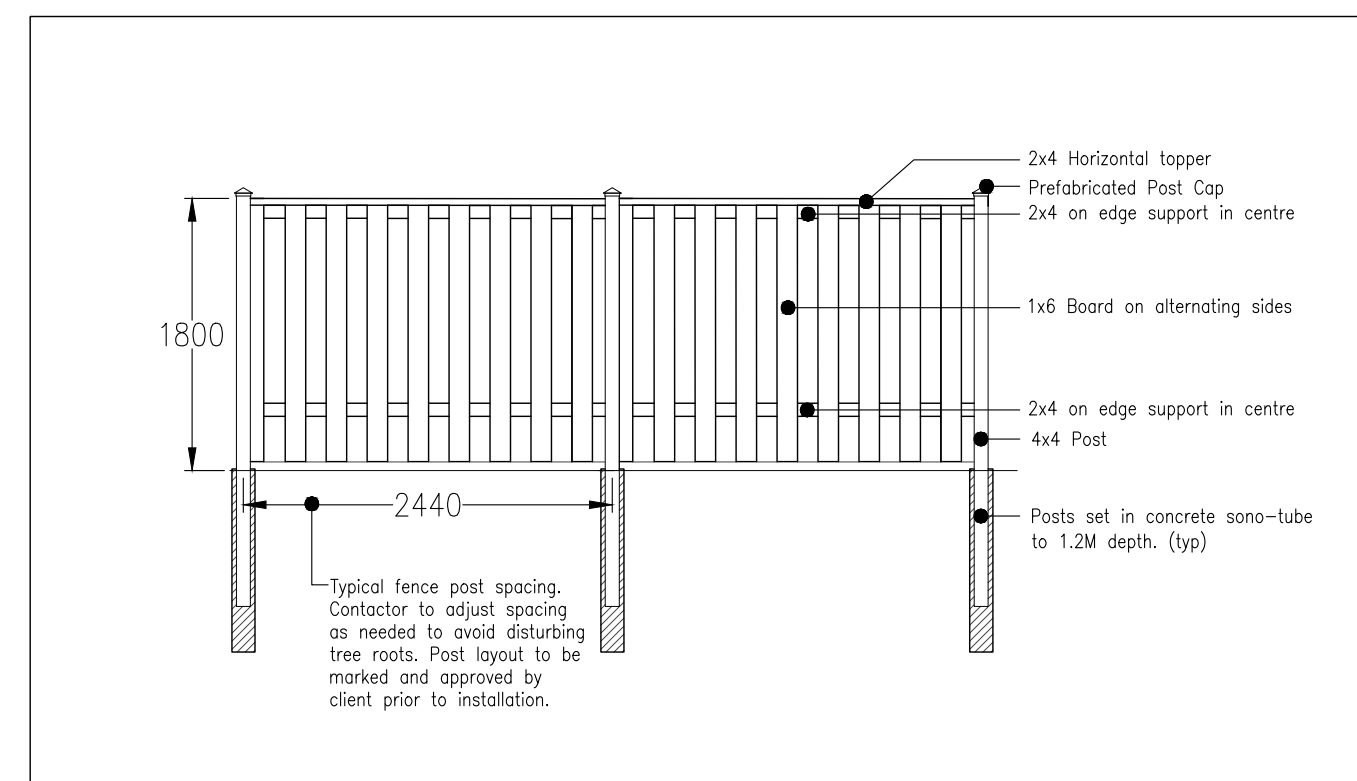
MAINTAIN THE FOLLOWING CLEARANCES WHEN PLANTING TREES:
 0.50 M FROM CURB/SIDEWALK EDGE
 1.25 M FROM DRIVEWAY CURB CUTS
 2.00 M FROM HYDRO TRANSFORMERS
 4.00 M FROM LIGHT STANDARDS FOR SMALL TREES
 5.00 M FROM LIGHT STANDARDS FOR LARGE TREES

GENERAL NOTES

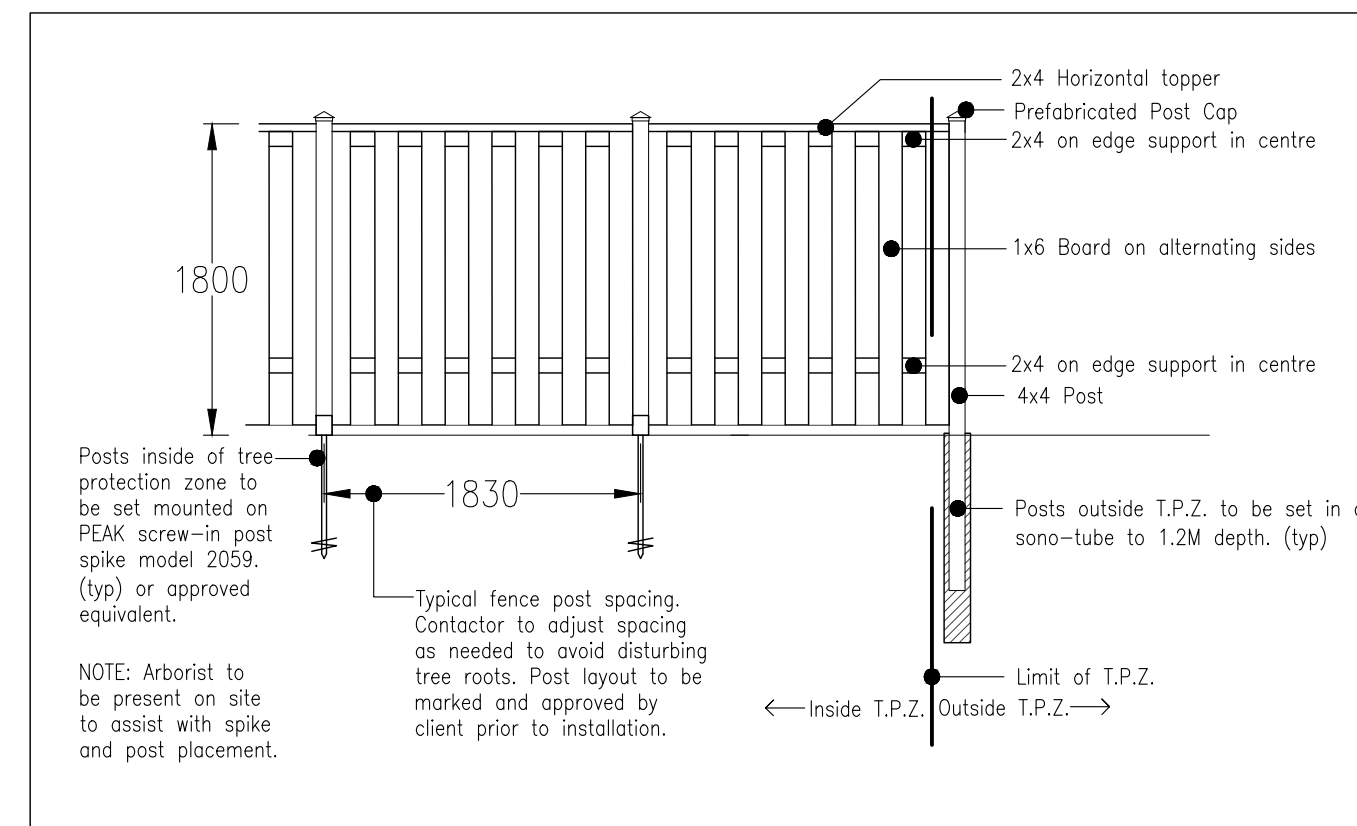
- CONTRACTOR TO VERIFY ALL DIMENSIONS AND SITE CONDITIONS, AND REPORT ANY DISCREPANCIES TO THE LANDSCAPE ARCHITECT.
- ALL WORKS ARE TO BE LAID OUT AND STAKED FOR REVIEW AND APPROVAL BY THE LANDSCAPE ARCHITECT BEFORE PROCEEDING WITH CONSTRUCTION.
- CONSTRUCTION SHALL BE UNDERTAKEN TO PREVENT DAMAGE TO ADJACENT PROPERTY. THE CONTRACTOR IS RESPONSIBLE FOR DAMAGES ON PUBLIC OR PRIVATE PROPERTY DUE TO HIS OWN FORCES.
- CONTRACTOR IS RESPONSIBLE TO ENSURE THAT WATERPROOFING PROTECTION, INSULATION, AND DRAINS ARE IN POSITION, UNDAMAGED AND UNCONTAMINATED, AND TO PROTECT MEMBRANE FROM DAMAGE DURING CONSTRUCTION.
- DRAWINGS ARE NOT TO BE SCALED.
- IT IS THE RESPONSIBILITY OF THE CONTRACTOR TO ENSURE THAT SEPARATE CONDUITS, ADEQUATE FOR BOTH IRRIGATION AND LANDSCAPE LIGHTING ARE INSTALLED AND MARKED DURING LANDSCAPE CONSTRUCTION, ALLOWING ACCESS TO ALL SOFT LANDSCAPE AREAS ON SITE.
- IT IS THE RESPONSIBILITY OF THE CONTRACTOR TO ENSURE THE CLEANLINESS OF THE SITE AND STRUCTURES TO THE SATISFACTION OF THE OF THE CONSULTANT. MAINTAIN WORK IN A NEAT AND ORDERLY CONDITION AT ALL TIMES.

QTY.	CODE	BOTANICAL NAME	COMMON NAME	SIZE	COND.
Deciduous Trees (31)					
4	AG	<i>Aesculus glabra</i>	Ohio Buckeye	60mm	W.B.
1	AS	<i>Acer saccharum</i>	Sugar Maple	60mm	W.B.
1	CS	<i>Catalpa speciosa</i>	Northern Catalpa	60mm	W.B.
4	QR	<i>Quercus rubra</i>	Red Oak	60mm	W.B.
10	RM	<i>Acer rubrum</i>	Red Maple	60mm	W.B.
10	NS	<i>Nyssa sylvatica</i>	Black Tupelo	60mm	W.B.
Shrubs (30)					
14	hyd	<i>Hydrangea paniculata</i> "Little Quickfire"	Little Quickfire Hydrangea	3 gal	POT

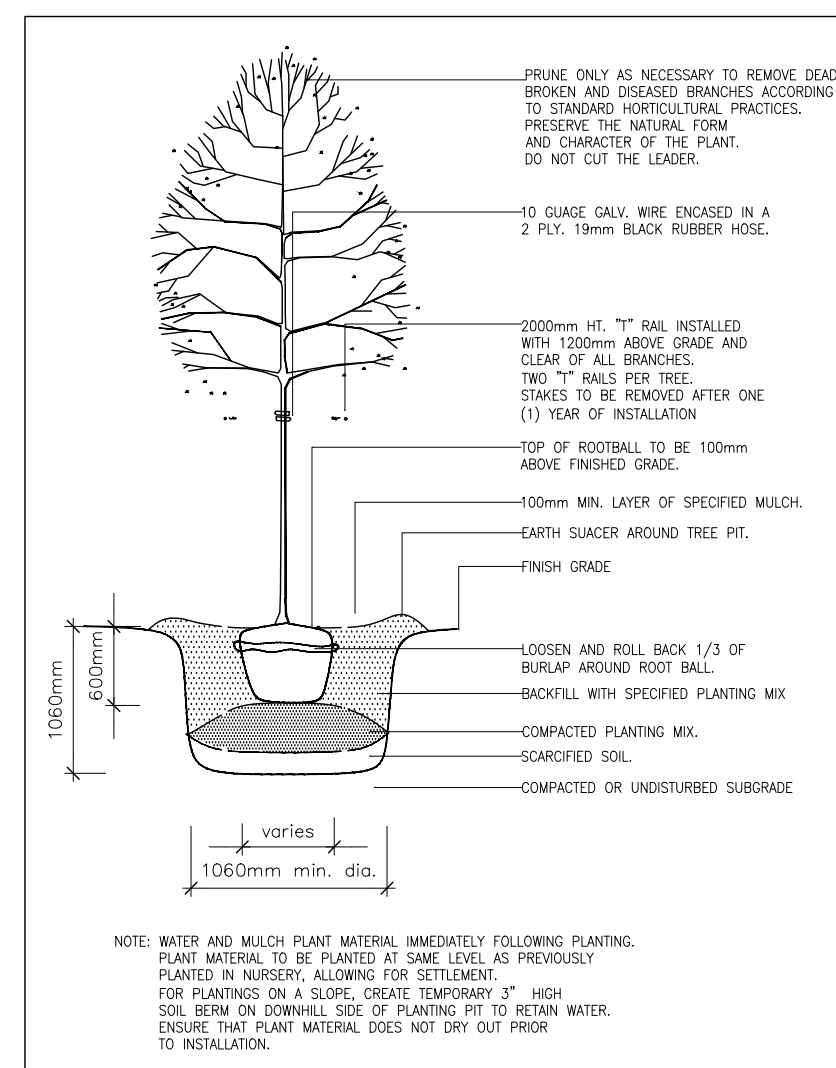
PROPOSED PLANT LIST



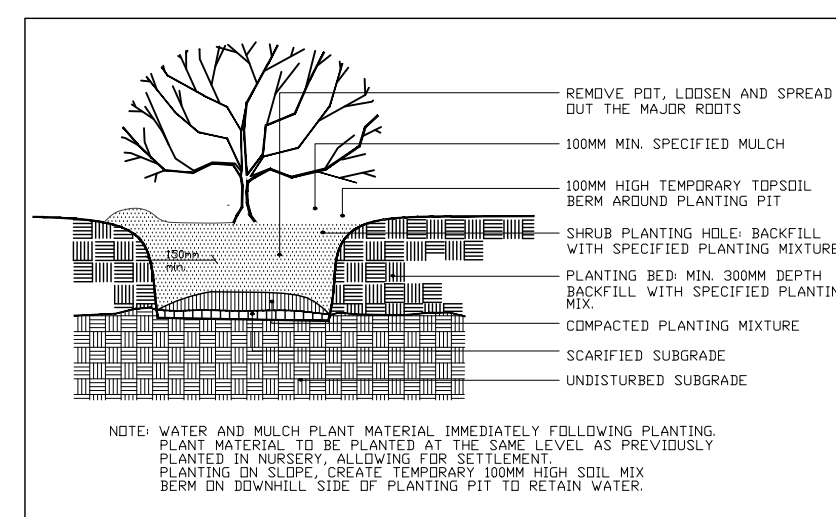
PERIMETER PRIVACY FENCE DETAIL (not to scale)



PERIMETER PRIVACY FENCE - ALTERNATE DETAIL FOR TPZ (not to scale)



DECIDUOUS TREE PLANTING DETAIL



SHRUB PLANTING DETAIL

THIS PLAN IS TO BE READ IN CONJUNCTION WITH THE ARBORIST REPORT PREPARED BY UPPER CANADA TREE SERVICES (416) 805-8194 DATED JANUARY 28, 2014.

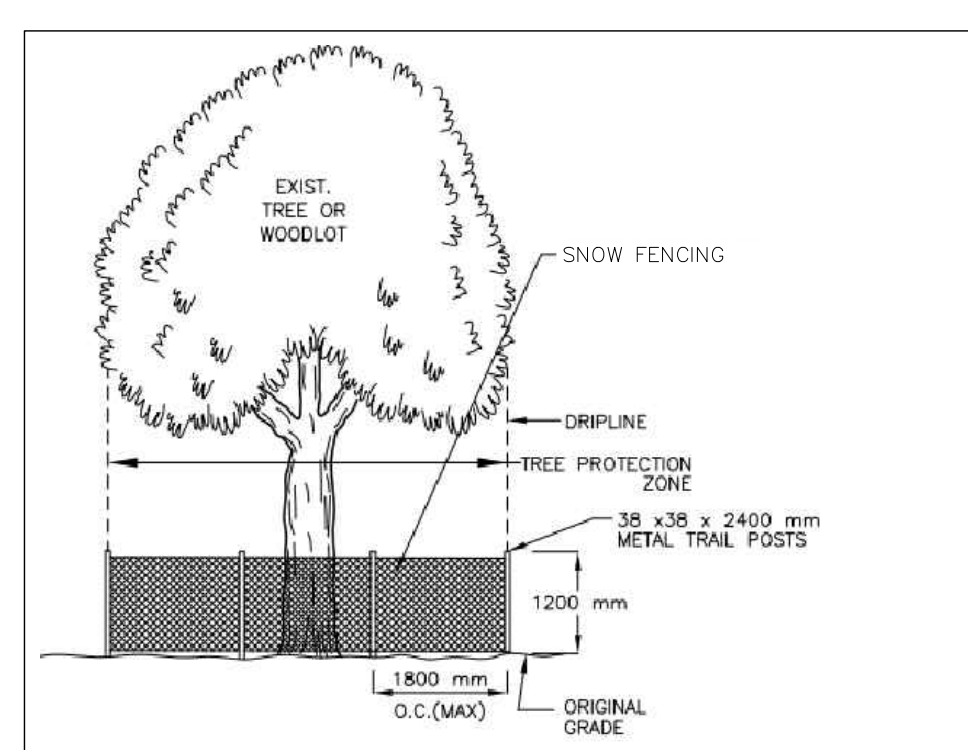
Tree Protection Zone:
 No construction activity including grade changes, surface treatments or excavations of any kind is permitted within the area identified on this plan as a Tree Protection Zone (TPZ). No root cutting is permitted. No storage of materials or fill is permitted within the TPZ. No movement or storage of vehicles or equipment is permitted within the TPZ. The area(s) identified as a TPZ must remain undisturbed at all times. All hoarding must remain in place during the installation of the hardscape portion of the project.

Tree Protection Barriers:
 For trees on private property situated on or adjacent to construction sites:
 Tree protection barriers must be installed around trees to be protected using 1.2 m (4 ft) high orange plastic web snow fencing or an equivalent approved by the arborist. All supports and bracing to safely secure the barrier should be outside the TPZ. All such supports and bracing should minimize damage to roots outside the TPZ. Where the branches of a tree are lower than 1.2 m the hoarding shall, within the vicinity, be a height to just below such branches. For construction details refer to the arborist report mentioned above.

For City owned trees:
 Tree protection barriers for trees situated on the City road allowance where visibility must be maintained, can be 1.2 m (4 ft) high and consist of orange plastic web snow fencing. All supports and bracing used to secure the barrier should be located outside the TPZ. All supports and bracing should minimize damage to roots outside the TPZ. Where some fill or excavate has to be temporarily located near a tree protection barrier, plywood must be used to ensure no material enters the TPZ. For construction details refer to the arborist report mentioned above.

Prior to the commencement of any site activity the tree protection barriers specified on this plan must be installed. The tree protection barriers must remain in effective condition until all site activities including landscaping are complete.

Arboricultural Work:
 Any roots or branches which extend beyond the TPZ indicated on this plan which require pruning, must be pruned by a Qualified Arborist or other tree professional. All pruning of tree roots and branches must be in accordance with good arboricultural standards. Any back fill must be done with good quality top soil and regularly watered throughout the construction period. Fertilization is recommended after all work has been completed.



TREE PROTECTION HOARDING DETAIL

LANDSCAPE ARCHITECTS
JOHN LLOYD
 + ASSOCIATES

209 Wicksteed Ave., Suite 55, Toronto, ON M4G 0B1

T 416.778.9363
 F 416.778.9369
 john@johnlloyd.ca
 www.johnlloyd.ca

Project: **62 Mill Street Uxbridge, ON**

Title: **Landscape Plan and Tree Preservation Plan**

Scale:	1:400	Sheet No.:	
Drawn:	C.G.	Checked:	J.L.
Sheet Size:	24"x36"	Job No.:	13-128

L-1